

A World of Homes by Kari Jensen Gold. New York: Newbridge, 1996.
ISBN 1-56784-305-0 (Big book)

Literature Annotation: The photo-illustrations and text presents the variations of natural resources used in homes around the world.

Grade Level: 1

Duration: one class period or 45 minutes

Economic Concepts: Natural Resources

Maryland Voluntary State Curriculum:

Economics Standard: Students will identify the economic principles and processes that are helpful to producers and consumers when making good decisions. (PreK-3 Standard)

4.A.2.a Give examples of natural and human resources used in production, such as making butter, making ice cream, and building houses (Grade 1)

Reading Standard: Students will read, comprehend, interpret, analyze, and evaluate informational text. (PreK-3 Standard)

2.A.4 Determine important ideas and messages in informational texts.

2.A.4.b Identify main ideas/messages

Objectives:

The students will identify natural resources as gifts of nature found in or on the earth by giving examples of natural resources used to produce a house.

The students will identify examples of natural resources used to make a product by matching a picture of a natural resource to the type of house.

The students will identify the main idea of the text by writing a sentence explaining why a certain natural resource might be used to build a house.

Economic Vocabulary:

natural resources - The renewable, and nonrenewable gifts of nature that can be used to produce goods and services, including but not limited to land, water, animals, minerals, tress, climate, soil, fire, seeds, grain and fruits.

Materials:

Teacher materials

- Big Book: *A World of Homes* by Kari Jensen Gold.
- Transparency of "Anticipation Guide," Resource Sheet 1
- Natural Resources samples: a stone, some clay, straw, picture of a tree

For each student

- 1 copy of "Natural Resources," Resource Sheet 2
- 1 copy of "Natural Resources for Houses," Resource Sheet 3, pp. 1-4
- Scissors, paste

Teacher Background: People build houses out of the natural resources available to them in the natural environment. Natural resources are the "gifts of nature, found in or on the earth." When teaching about the use of building materials, trace the material back to its original source in nature. Many of our modern houses are built with materials that humans have developed, such as asphalt shingles from petroleum, glass from sand, and concrete from a mixture of sand, gravel (rock), water and cement (lime and clay.) When teaching about natural resources used

in the building of homes, look for examples to show the students, such as a wooden porch built from the wood of trees, or bricks made from mud, clay, and straw.

Lesson Development

Motivation: Display the cover of the big book and ask the students to anticipate what the book may be about. Discuss the similarities and differences between the students' houses and the houses shown in the cover photograph.

Activities

1. Display the transparency of "A World of Homes: Anticipation Guide," Resource Sheet. Discuss each sentence with the students. Write Yes or No in the "Before Reading" column, depending on the opinion of the majority of the students in the class. Tell the students that after reading the selection the class will compare their original ideas with the information they learn from the book.
2. Introduce the economic vocabulary term **natural resource**. Draw a box around the letters "natur" in natural, and tell the students that this word comes from the root word "nature." Ask if any student can tell what nature means. Reinforce the idea that natural resources are materials that people find in nature and use to build or make things.
3. Display the samples of natural resources, such as *clay, stone, wood (tree), and straw*. Ask students to identify these natural resources. Have students identify other natural resources such as water, sunlight, soil, and cotton.
4. Show students the cover to the book, *A World of Homes*. Discuss the houses on the cover and ask students to suggest what natural resource was used to build these houses. As you read the book, have the students listen for examples of houses that were build of natural resources.
5. Display the transparency of, "A World of Homes: Anticipation Guide," Resource Sheet 1. In the "After Reading" column, have students answer Yes or No to each sentence, according to the information from the book. Discuss any discrepancies between the "Before Reading" and the "After Reading." If needed, have students justify their answers with text support.
6. Reread pages 6-7 in the big book with the students. Distribute student copies of "Natural Resources," Resource Sheet 2 and review the vocabulary words as needed. Distribute student copies of "Natural Resource for Houses," Resource Sheet 3, pp. 1-4. Have the students cut out the natural resource pictures and place the correct natural resource next to the house on each page. Have students complete the sentence at the bottom of each page.
7. **Assessment:** Distribute copies of "Natural Resource for an Igloo," Resource Sheet 4. Display the picture of the igloo on page 2 of the book. Have students identify this type of home. Explain to students that many people in very cold places of the world lived in this type of home before other building materials were available. Locate the following areas on a world map: the Arctic Circle, Siberia area of Russia, Greenland, Alaska, and Canada. Explain that most people in these cold places live in modern houses, but that some people still choose to build this type of igloo. Have the students complete "Natural Resource for an Igloo," Resource Sheet 4.

Answer key: The natural resource used to build an igloo is **snow**.
People use this natural resource because...

_____ you can buy this natural resource at a store.

a lot of this natural resource is found where they live.

_____ a lot of trees are found where they live.

A World of Homes Anticipation Guide

Write "Yes" or "No" for each sentence:

Before Reading

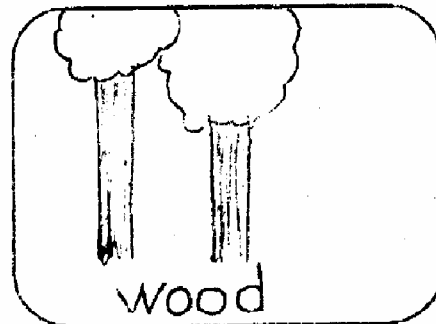



After Reading

- | | | |
|-------|---|-------|
| _____ | 1. Homes are places where people live. | _____ |
| _____ | 2. All homes have windows. | _____ |
| _____ | 3. Homes are built of many things. | _____ |
| _____ | 4. The President lives in the White House. | _____ |
| _____ | 5. A home must be built to stay in one place. | _____ |





Natural Resources

Directions: Cut out the pictures of natural resources. Match the correct natural resource to each house on Resource Sheet 1. Then paste the natural resource pictures next to the houses.



Natural Resource for Houses

Directions: Look at the picture of the house. Think of the natural resource used to make the house. Paste the picture of the natural resource in the space by the picture. Then complete the sentence.




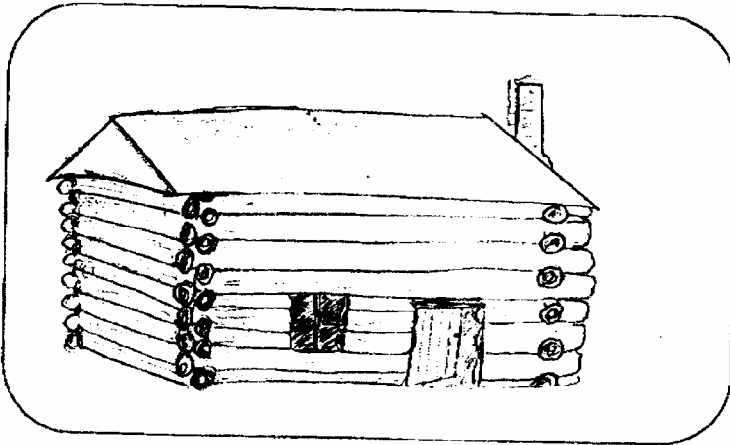
The natural resource used to build this house is

_____.

Name _____

Natural Resource for Houses

Directions: Look at the picture of the house. Think of the natural resource used to make the house. Paste the picture of the natural resource in the space by the picture. Then complete the sentence.





The natural resource used to build this house is

Name _____

Natural Resource for Houses

Directions: Look at the picture of the house. Think of the natural resource used to make the house. Paste the picture of the natural resource in the space by the picture. Then complete the sentence.





The natural resource used to build this house is

Name _____

Natural Resource for Houses

Directions: Look at the picture of the house. Think of the natural resource used to make the house. Paste the picture of the natural resource in the space by the picture. Then complete the sentence.



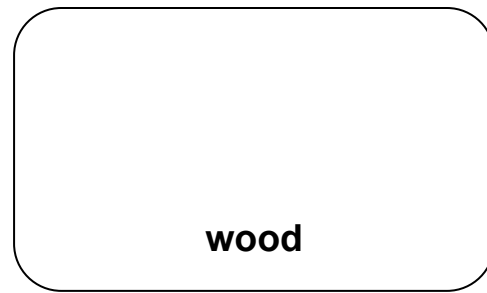
The natural resource used to build this house is

_____.

Name _____

Natural Resources for an Igloo

1. Draw a picture of an igloo in the box below.



2. Draw a picture of each natural resource in the boxes above.
3. Draw a line from the igloo to the natural resource used to build it.
4. Mark the correct ending to the sentence below.

People use this natural resource to build an igloo because.....

_____ you can buy this natural resource at a store.

_____ a lot of this natural resource is found where they live.

_____ a lot of trees are found where they live.

Name _____