

**Long Ago** by Rachel Emmer. Newbridge Educational Publishing, 1999 (ISBN 1-58273-359-7)

**Literature Annotation:** Using period photographs and simple text, this book provides a glimpse into life as it was lived and the technology used “long ago.”

**Grade Level:** Kindergarten

**Duration:** 1 class session

**Economic Concept:** Technology

### **Maryland State Curriculum**

**Economics Standard:** Students will identify the economic principles and processes that are helpful to producers and consumers when making good decisions.

*Indicator:*

4.A.3 Explain how technology affects the way people live, work, and play

**History Standard:** Students will examine significant ideas, beliefs, and themes; organize patterns and events; and analyze how individuals and societies have changed over time in Maryland and the United States.

*Indicator:*

5.A.2 Compare daily life and objects of today and long ago

### **College and Career Ready Standards for Reading Informational Text**

**RI1** Read closely to determine what the text says explicitly and to make logical inferences from it; cite specific textual evidence when writing or speaking to support conclusions drawn from the text.

**RI7** With prompting and support, describe the relationship between illustrations and the text in which they appear (e.g., what person, place, thing, or idea in the text an illustration depicts)

**Objectives:** Students will be able to...

- describe how technology changes the way we live, work, and play.
- compare how we lived long ago to how we live today.

### **Vocabulary**

**technology:** tools, machines, methods, and other things used to perform activities; the body of knowledge available to a civilization that is of use in fashioning implements, practicing manual arts and skills.

### **Teacher Materials**

Materials to make a book (magazines, scissors, glue, paper, etc....)

## Student Materials

Student Resource 1: "This is how people traveled long ago."

Student Resource 2: "This is how people cooked long ago."

Student Resource 3: "This is how people typed long ago."

Student Resource 4: "This is how people talked on the phone long ago."

Student Resource 5: "This is how people took photographs long ago."

Student Resource 6: "This is how people watched TV long ago."

Student Resource 7: "This is how people \_\_\_\_\_ today."

Student Resource 8: *.Assessment.*


## Motivation

Display several "historical artifacts" such as rotary dial phone, record player, ice cube tray, etc. Ask students to guess what the items are. Discuss. Tell students that they are going to be learning about items people used long ago.

1. Conduct a Read-Aloud using *Long Ago* by Rachel Emmer. Discuss.
2. Display the word **technology**. Explain to students that technology changes the way we live work and play.
3. Explain to students that they are going to be making a book entitled "Long Ago and Today." Break students into 6 groups. Assign each group one of the following topics: travel, cooking, typing, telephone, photographs, and television. (See Student Resource 1-6.)
4. In their groups, students should use catalogs, magazines, sales flyers, etc. to find modern examples of their assigned topic. They should cut out those examples and paste them on Student Resource 7. When all groups have finished, compile student work and Student Resource 1-7 into a class book.

## Example Page:

This is how people traveled long ago.




This is how people travel today.



5. Read completed book with the class. Allow each group time to discuss their page.
6. **Assessment:** Distribute Student Resource 8, “Assessment” as a homework assignment for students.


This is how people traveled long ago.



This is how people cooked long ago.



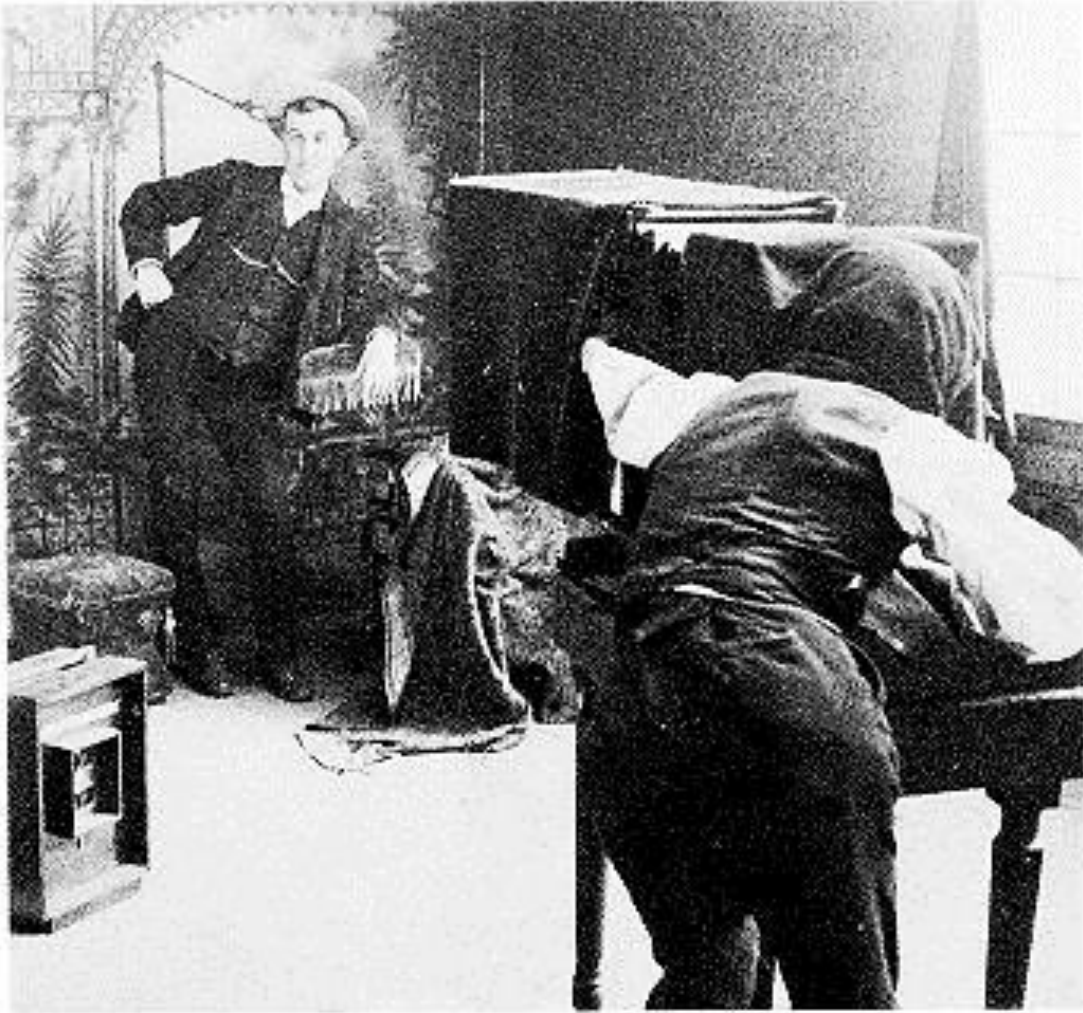
This is how people typed long ago.



This is how people talked on the phone long ago.




This is how people took photographs long ago.





This is how people watched TV long ago.



This is how people \_\_\_\_\_  
today.

**Assessment**

## Technology changes the way we live work and play.

Directions: Draw or paste a picture in each of the boxes below.

<p>This is how people _____ long ago.</p>	<p>This is how people _____ today.</p>
---	--